









Flow control & measurement

PROFIBUS® Actuation



Our PROFIBUS electrically actuated valve solution provides connectivity to new and existing networks, allowing for communication with a range of central PLC devices.

-  Suitable for both DP-V0 and DP-V1 protocols
-  No additional power supply required
-  110/230v AC and 24v AC/DC Actuator options
-  Can be installed into new or existing PROFIBUS networks
-  Plug and play solution for connection to a central PLC unit
-  IP66 protective housing
-  Ball valve and butterfly valve options
-  Simple 9 pin D-Sub connection to the network



Connections and data specifications


Network specific features

Network connector	IP67 DSub 9 Pole Female*
Baud rate	Up to 12mb
I/O Date	Out area = 81 Bytes - In area = 32 Bytes

*IP67 male D-Sub connector lead available upon request.

Connection details

Pin No.	Connection
1	-
2	-
3	B-Line Rx/Tx +
4	RTS
5	GND Bus (output)
6	+5v Bus (output)
7	-
8	A-Line Rx/Tx -
9	-



PLC Trigger Bites

The PLC can map 81 Bytes output to the Network Module and 32 Bytes returning from the Network Module.

Byte No.	Function
66	Close Valve
67	Open Valve
70	Stop
71	Read total duty time of the valve
72	Read Actuator Position (Closed/Open)
73	Read number of cycles
74	Read number of EEPROM errors
75	Read number of errors
78	Read Max Temperature
79	Read Min Temperature
80	Read Current Temperature