


Adjusta Boundary Box Series 3

25mm

Designed to house the meter at the boundary between the water main and the domestic supply, the Adjusta boundary box has been developed to be the ideal solution for potable water applications.



Range / pressure rating

Outlet diameter size (mm)	Pressure rating
25mm	12.5 bar Tails 16 bar Compression

Material

	Description
Guard tube:	PVC
Manifold:	Acetal
Service pipes:	PE
Other components:	Recycled PP

Colours

Description
Black base, white centre tube and black top section/lid

Service pipe depth and connection options

Suitable for a range of depths as detailed in the dimensions table with connection options of 25mm PE blue pipe Tails or Compression.

Approvals

WRAS Approved

All components within the water manifold are independently WRAS approved.



Standards

WIS 4-37-01

Manufactured and tested
in accordance with
BS 5834-1:2017
BS 5834-2:2011

Pipe Tails – EN12201

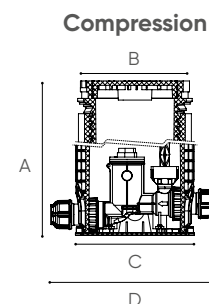
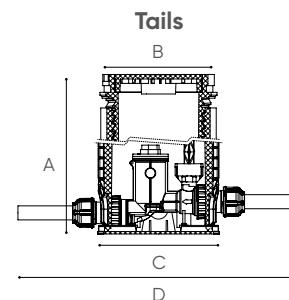
BSI Kitemark Certificate KM 508224



Technical specifications

- Manufacturers identification: **GPS**
- Standard number: **BS 5834-1:2017, BS 5834-2:2011**
- Application: **Potable water**
- Outside diameter: **25mm**
- Pressure rating: **12.5 bar Tails, 16 bar Compression**
- Design life: **Minimum 50 years**
- Manifold / valve: **Acetal material manifold with 1/4 turn stop valve and fully integrated Category 3 double check valve**

- Meter housing : **G 1 ½ inch concentric water meter**
- Loading: **Grade B exceeds 5 tonne and the requirements of WIS 4-37-01**
- Frost protection: **Expanded polyethylene foam pad provides protection to -20°C**
- Working temperature: **-20°C to +50°C**
- Diameter: **200mm external tube**
- Quality: **ISO 9001, ISO 14001 and ISO 45001**



Dimensions

Description	Product Code	A (mm)	B (mm)	C (mm)	D (mm)	Weight (kg)
Tails						
No lid	LUBA3000	580 - 790	210	216	516	4.12
Lid Labeled with water as standard	LUBA3001	580 - 790	210	216	516	4.47
Slope Adjusta	LUBA3002	640 - 850	240	216	516	5.02
Square Cowl	LUBA3003	580 - 790	217	216	516	4.72
Surface Box	LUBA3004	640 - 850	270	216	516	5.19
Compression						
No lid	LUBA3020	580 - 790	210	216	308	4.07
Lid Labeled with water as standard	LUBA3005	580 - 790	210	216	308	4.42
Slope Adjusta	LUBA3006	640 - 850	240	216	308	4.97
Square Cowl	LUBA3007	580 - 790	217	216	308	4.67
Surface Box	LUBA3008	640 - 850	270	216	308	5.14