


GPS PE Blue pipe (PE100)

For potable water supply below ground. It is co-extruded blue outer and black core PE100.




Range / pressure rating

OD (mm)	SDR	Pressure rating	Material
75 - 800mm	11	16 bar	PE100
75 - 1200mm	17	10 bar	PE100
160 - 1200mm	21	8 bar	PE100
160 - 1200mm	26	6 bar	PE100

Other pressure ratings / SDR's may be produced on request.

Colours

Material	Colour
PE100	Black core with blue outer. Blue: Within the range 20D44 to 20D45 or 20E53 to 20E56 in accordance with BS 5252:1976.



Standards / approvals

BS EN 12201-2
(BSI Kitemark Certificate KM 508224)

The Water Supply Regulation
31/27/30

Lengths

Pipes ≤ 180 mm in diameter are available in coil lengths of 50m, 75m, 100m, 150m, or lengths of 6m or 12m.

Pipes ≤ 180 mm in diameter are available in straight lengths of 6m, 12m or 18m.

Other lengths may be produced at customer's request

Markings

Pipes ≤ 75 mm in diameter are marked on one side with characters at least 3mm high in a contrasting colour.

Pipes ≥ 90 mm in diameter are marked on both sides with characters at least 5mm high in a contrasting colour.

The following identification and traceability marks are printed once every metre;

• Manufacturers identification: GPS	• Outside diameter: 250mm (example)
• Material designation: PE100 (see note 1)	• Manufacturing code: (Contains date) (see note 3)
• Standard number: BS EN 12201-2 (see note 2)	• Application: Water
• SDR value: SDR11 (example)	• Pressure rating: eg. 16 bar

Identification Marking

Note 1: The material code is specified in Works instruction and maybe suffixed as follows: R = 100% rework material.

Note 2: The use of this mark is Aliaxis' claim that the product has been manufactured in accordance with BS EN 12201-2.

Note 3: The shift code denotes the extruder, shift week and year of manufacture plus the plant identification code.

Each item being allocated a maximum of 2 digits. Where the codes numerical value is less than 10 a 0 is inserted.

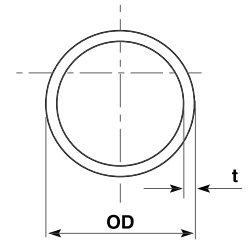
Or a simple date code may be used DD/MM/YY.

Batch number format

8 Digit Code	Extruder Number 1 & 2	Shift Number 3 & 4	Week Number 5 & 6	Year 7 & 8
	01-23	01 - 14	01 - 52	01-99

Pipe dimensions – water applications (BS EN 12201-2)

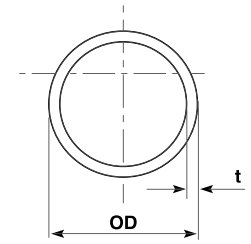
Nom. Size (mm) DN / OD	Max OD (mm)	SDR	Min t (mm)	Max t (mm)	Mean Weight (kg/m)	Mean Bore (mm)
75	75.5	11	6.8	7.6	1.5	60.9
		17	4.5	5.1	1.0	65.7
90	90.6	11	8.2	9.2	2.1	72.9
		17	5.4	6.1	1.5	78.8
110	110.7	11	10	11.1	3.2	89.3
		17	6.6	7.4	2.2	96.4
125	125.8	11	11.4	12.7	4.1	101.3
		17	7.4	8.3	2.8	109.7
140	140.9	11	12.7	14.1	5.1	114.0
		17	8.3	9.3	3.5	123.0
160	161	11	14.6	16.2	6.7	129.7
		17	9.5	10.6	4.6	140.4
180	181.1	11	16.4	18.2	8.5	146.0
		17	10.7	11.9	5.8	158.0
200	201.2	11	18.2	20.2	10.5	162.2
		17	11.9	13.2	7.1	175.5
225	226.4	11	20.5	22.7	13.3	182.5
		17	13.4	14.9	9.0	197.4
250	251.5	11	22.7	25.1	16.3	203.0
		17	14.8	16.4	11.1	219.6
280	281.7	11	25.4	28.1	20.5	227.4
		17	16.6	18.4	13.9	245.9
315	316.9	11	28.6	31.6	25.9	255.8
		17	18.7	20.7	17.6	276.6
355	357.2	11	32.2	35.6	32.9	288.3
		17	21.1	23.4	22.4	311.6
276	402.4	11	36.3	40.1	41.8	324.8
		17	23.7	26.2	28.3	351.3
450	452.7	11	40.9	45.1	52.9	365.4
		17	26.7	29.5	35.9	395.2
500	503	11	45.4	50.1	65.2	406.0
		17	29.7	32.8	44.3	439.0
560	563.4	11	50.8	56.0	81.7	454.9
		17	33.2	36.7	55.5	491.8
630	633.8	11	57.2	63.1	103.6	511.6
		17	37.4	41.3	70.3	553.2
710	716.4	11	64.5	71.1	131.5	577.6
		17	42.1	46.5	89.1	624.6
800	807.2	11	72.6	80.0	167.1	651.0
		17	47.4	52.3	113.1	703.9
900	908.1	11	-	-	-	-
		17	53.3	58.8	142.9	792
1000	1009	11	-	-	-	-
		17	59.3	65.4	176.5	879.8
1200	1210.8	11	-	-	-	-
		17	71.1	78.4	254.5	1055.9



GPS PE pipes are manufactured to BS EN 12201-2 standard, Are capable of withstanding transient surge pressures of up to twice the rated pressure of the pipe.

Pipe dimensions – water applications (BS EN 12201-2)

Nom. Size (mm) DN / OD	Max OD (mm)	SDR	Min t (mm)	Max t (mm)	Mean Weight (kg/m)	Mean Bore (mm)
75	75.5	21	3.6	4.1	0.8	67.6
		26	-	-	-	-
90	90.6	21	4.3	4.9	1.2	81.1
		26	3.5	4.0	1.0	82.8
110	110.7	21	5.3	6.0	1.8	99.1
		26	4.2	4.8	1.4	101.4
125	125.8	21	6.0	6.7	2.3	112.7
		26	4.8	5.4	1.9	115.2
160	161	21	7.7	8.6	3.7	144.2
		26	6.2	7.0	3.1	147.3
180	181.1	21	8.6	9.6	4.7	162.4
		26	6.9	7.7	3.8	166
200	201.2	21	9.6	10.7	5.8	180.3
		26	7.7	8.6	4.7	184.3
225	226.4	21	10.8	12.0	7.4	202.9
		26	8.6	9.6	5.9	207.5
250	251.5	21	11.9	13.2	9.0	225.7
		26	9.6	10.7	7.4	230.5
280	281.7	21	13.4	14.9	11.4	252.6
		26	10.7	11.9	9.2	258.3
315	316.9	21	15.0	16.6	14.3	284.4
		26	12.1	13.5	11.7	290.4
355	357.2	21	16.9	18.7	18.2	320.5
		26	13.6	15.1	14.8	327.4
400	402.4	21	19.1	21.2	23.2	360.9
		26	15.3	17.0	18.7	368.9
450	452.7	21	21.5	23.8	29.3	406.1
		26	17.2	19.1	23.7	415.1
500	503	21	23.9	26.4	36.1	451.2
		26	19.1	21.2	29.2	461.2
560	563.4	21	26.7	29.5	45.2	505.5
		26	21.4	23.7	36.6	516.6
630	633.8	21	30.0	33.1	57.1	568.8
		26	24.1	26.7	46.4	581.1
710	716.4	21	33.9	37.4	72.6	641.9
		26	27.2	30.1	58.9	655.9
800	807.2	21	38.1	42.1	92.1	723.4
		26	30.6	33.8	74.7	739.2
900	908.1	21	42.9	47.3	116.4	813.9
		26	34.4	38.3	94.8	831.4
1000	1009	21	47.7	52.6	143.8	904.2
		26	38.2	42.2	116.5	924.1
1200	1210.8	21	57.2	63.1	207.4	1085.1
		26	45.9	50.6	167.8	1108.9



GPS PE pipes are manufactured to BS EN 12201-2 standard, are capable of withstanding transient surge pressures of up to twice the rated pressure of the pipe.